





NON-LOAD BRAKE HOISTS

Authorized Sales & Service
J. HERBERT CORPORATION
Call 1-800-255-0588
407-846-0588 Fax: 846-1066
info@jherbertcorp.com

Visit us online:
www.jherbertcorp.com



ACDO[®]

HEAVY-RATED[™]

ELECTRIC WIRE ROPE HOISTS AND
CRANE COMPONENTS

FOOT MOUNTED ▼



LOW HEADROOM ▼



DOUBLE GIRDER TROLLEY HOIST WITH AUXILIARY HOIST ▼



Flex your design muscle with ACCO®

ACCO® HEAVY-RATED™ wire rope hoists and crane components are built with modular construction. This gives you ultimate design flexibility to choose the options and features in the configuration you need. HEAVY-RATED™ hoists and components can be fitted to many varied and diverse applications.


HOIST MOTOR

The hoist motor is a squirrel cage design incorporating a D.C. rectified electromagnetic brake and plug-type connection. It is designed for continuous service with high duty factors and cycles. The standard motor has two speeds with a 6:1 speed ratio. The standard voltage is 460-3-60. An optional closed-loop inverter control is available. Class H insulation is standard. Brakes are electromagnetic discs with flat-faced linings. The friction linings are long lasting and the brake is easy to maintain.



DRUM & CABLE GUIDE

The drum is constructed from a seamless steel tube with machined grooves. The drum has self-lubricating, commercial bearings. The drive from the gearbox to the drum is via a direct splined shaft. The rope guide is manufactured from nodular cast iron with self-lubricating graphite. Rope guide is formed by two pieces, which can easily be assembled without special tools.



HOIST & TROLLEY CONTROL ENCLOSURE

A metal NEMA 4/12 enclosure is located on the hoist frame allowing easy access to the electrical control components and is supplied with plug-type interconnections. Motor circuit protection is standard for hoist and trolley motors.



PUSH-BUTTON PENDANTS

Pendants are manufactured from high impact polypropylene and provide double insulation. Push buttons are color coded with internationally recognized symbols to indicate function. Lightweight and ergonomically styled housing reduces operator fatigue. A plug-type NEMA 4/12 pendant with an E-stop button is supplied as standard with all hoists.



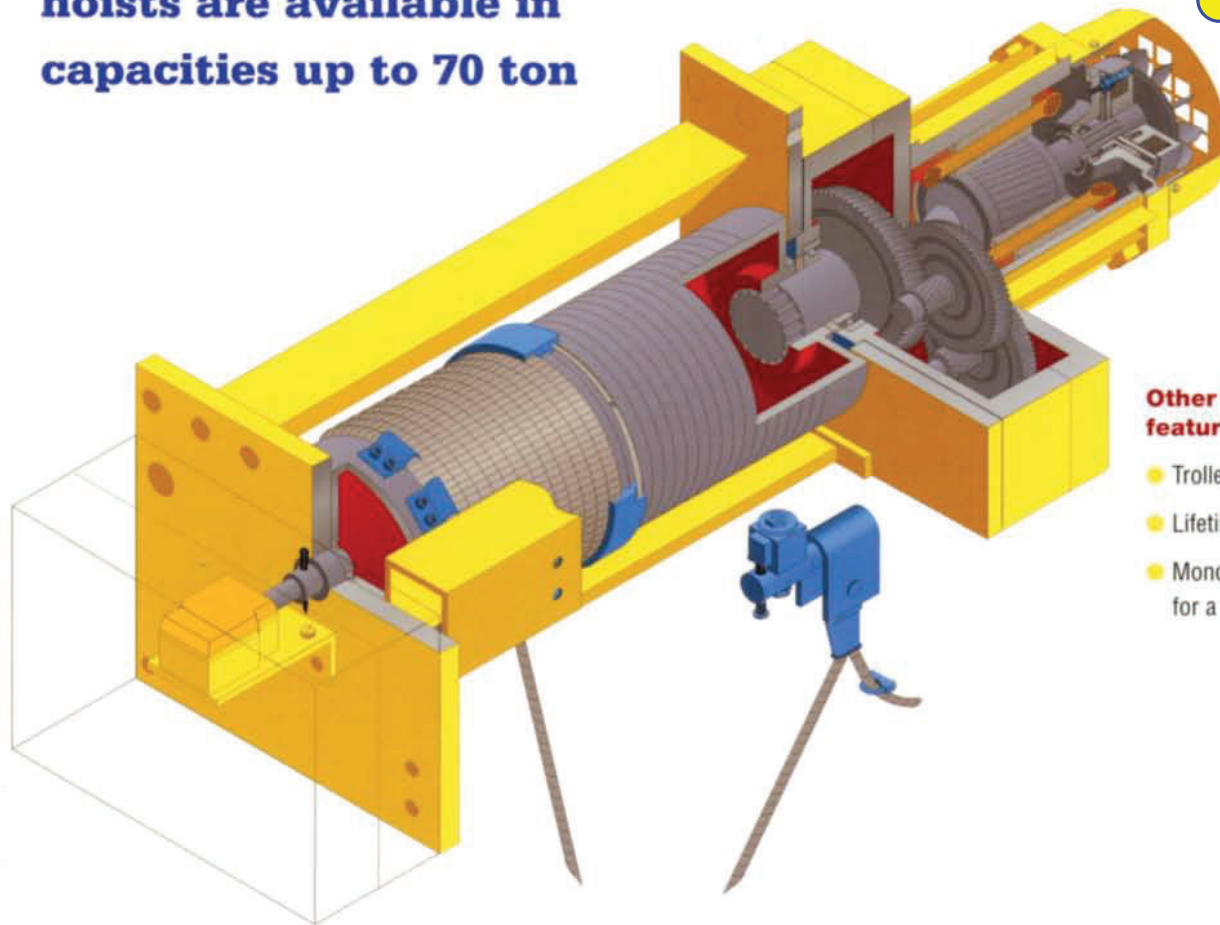
Authorized Sales & Service

J. HERBERT CORPORATION

Call 1-800-255-0588
407-846-0588 Fax: 846-1066
info@jherbertcorp.com

Visit us online:
www.jherbertcorp.com

ACCO® HEAVY-RATED™ hoists are available in capacities up to 70 ton



Other Standard features include:

- Trolley travel limit switch.
- Lifetime lubricated bearings.
- Monorail trolleys are adjustable for a 4" to 20" flange width.

HOIST GEARBOX

The gearbox is rugged and compact. Gears have precision cut helical teeth. The drive from the motor to the gearbox is direct with no coupling devices. All of the gears are lubricated by an oil bath in the interior of a closed casing.



OVERLOAD LIMIT DEVICE

All hoists have an electromechanical load cell as standard.




LOAD BLOCK & HOOK

The load block houses steel sheaves with a rotating hook and latch.



GEARED LIMIT SWITCH

A three-element geared limit switch is standard on all hoists. The switch limits hook movement in the up and down motions (shown).



GRAVITY LIMIT SWITCH

All hoists are supplied with a gravity-type upper hook travel limit switch (not shown). Single line hoists will not be supplied with a gravity limit switch as standard.

TROLLEY MOTOR & REDUCER

The trolley motor is a squirrel cage design incorporating a D.C. rectified electromagnetic brake and plug-type connection. The standard trolley speed is 80/20 FPM two speed. Optional speeds are available, either with 4:1 two speed or



inverter control. The standard voltage is 460-3-60. Low torque, high inertia drives provide gradual acceleration and smooth deceleration without excessive load swing. The drive to the wheel is via a direct splined shaft.

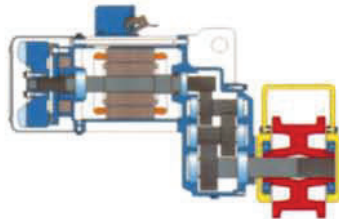
TROLLEY WHEELS

Trolley wheels are nodular cast iron with graphite structure. Monorail hoist trolley wheels have a hardness of 210 to 280 Brinell and top running trolley hoist wheels range from 230 to 300 Brinell.



ACCO® HEAVY-RATED™ end trucks are rotating-axle design and available with wheels up to 25 inch diameter

CRANE MOTOR AND REDUCER



The crane motors are squirrel cage design incorporating D.C. rectified electromagnetic brakes and plug-type connections. The standard crane speed is 160/40 FPM two speed. Optional speeds are available with either 4:1 two speed or inverter control. The standard voltage is 460-3-60. Low torque, high inertia drives provide gradual acceleration and smooth deceleration without excessive load swing. The drive to the wheel is via a direct splined shaft.

END TRUCK WHEELS



End truck wheels are nodular cast iron with graphite structure and are available in 5" to 25" nominal diameter. Wheels have a hardness of 230 to 300 Brinell and are driven by direct splined axle. Wheels are GGG 70.

BRIDGE CONTROL BOX



The bridge control is housed in a metal NEMA 4/12 hinged enclosure allowing easy access to the electrical control components. The control is supplied with plug-type interconnections, mainline contactor, through-the-door-fused manual disconnect switch, and motor circuit protection.

DOUBLE GIRDER TUBE-STYLE END TRUCKS


ACCO® HEAVY-RATED™ end trucks are Class "D" service and are available with a wheelbase up to 14 feet (nominal) and wheel diameter up to 25" (nominal). Stocked end trucks are designed for top mount connections and are shipped with the appropriate mounting plates loose for customer mounting. End trucks with side mount connections can be supplied upon customer request.




Authorized Sales & Service
J. HERBERT CORPORATION
Call 1-800-255-0588
407-846-0588 Fax: 846-1066
info@jherbertcorp.com

Visit us online:
www.jherbertcorp.com


Top Running End Trucks with Drives




DOUBLE GIRDER END TRUCK
Shown with top-mount connection.



SINGLE GIRDER END TRUCK
Shown with side-mount connection.



END TRUCK WITH DRIVE AND BOGIES



WHEEL BLOCKS FOR TRAVEL APPLICATIONS



Acco Chain & Lifting Products Division

76 Acco Drive, Box 792, York, PA 17405-0792
717-741-4863, 800-967-7333, FAX 800-715-8897
World Wide Web: <http://www.accolifting.com>
E-mail: info@accolifting.com