



- Pull cord control provides a lightweight, economical hoist for accurate control of loads
- Pendant throttle control hoists offer ergonomic one-handed controls, for ease of operation
- Inlet air swivel with built-in strainer provides free hoist movement
- Aluminum frame and end cover contributes to the lightweight, easily portable, and rugged design
- Heavy duty shoe type brake is a proven design for stopping and holding loads in heavy duty applications
- External adjustment screws for decreased lift and lower speeds
- External brake adjustment
- Limit stops prevent over-travel in upper and lowering directions
- Equa-torque gearing of alloy steel, heat treated spur gears is accurately machined to provide a close meshed, compact gear reduction
- Eight-vane motor provides high torque, smooth starting and excellent control
- Tapped exhaust port 1/2 NPTF... for CLEAN applications or to add a supplemental muffler in addition to the built-in muffler for even quieter operation

## Basic Hoist Data

### Rated Loads

1/4, 1/2, and 1-ton (Spark resistant models are rated at 3/8 and 3/4-ton).

### Air Pressure Recommended

90 PSI

### Air Consumption

48 SCFM at 90 PSI

### Pendant Control Hose

6 foot length is standard. Longer lengths are an optional extra up to 72ft available.

### Control

Pull cord or pendant throttle

### Lift

10 foot lifts are standard. Additional lifts available.

### Net Weight (Basic Hoist)

36 lbs.

### Suspension

Hook or lug

### Air Inlet Size

3/8 NPTF

### Air Supply Hose Size

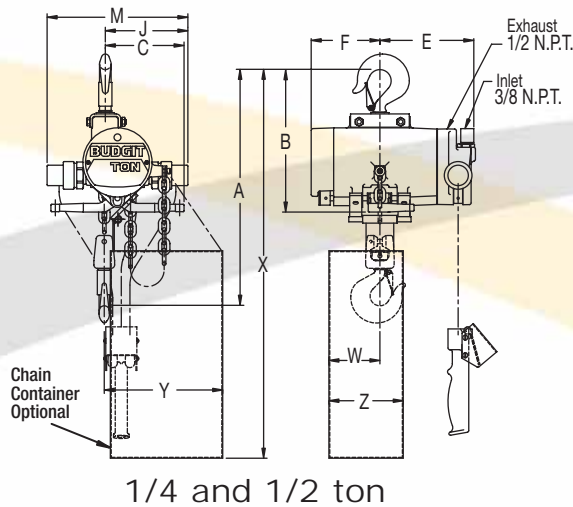
1/2 I.D. min.

### Air Exhaust

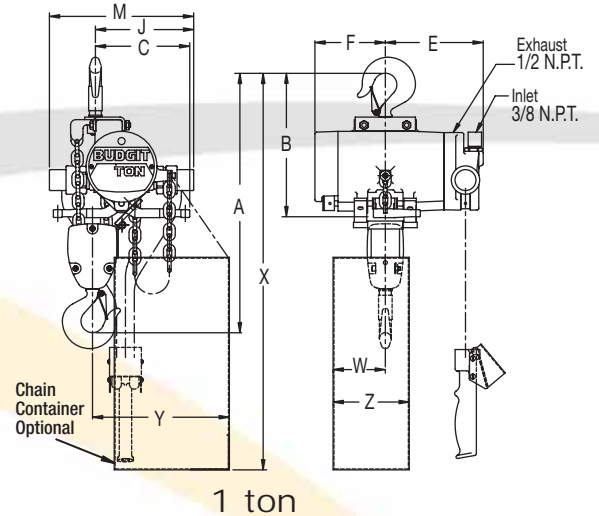
1/2 NPTF

## Hook & Lug Suspension Specifications

Type	Capacity	Pull Cord Control		Pendant Throttle Control		Parts of Load Chain	Lifting Speed Max**	Lowering Speed Max**
		Model #	Net Weight	Model #	Net Weight			
tons	tons		lbs.		lbs.	in	in	in
<b>Hook Mount Trolleys</b>								
<b>Standard Models</b>								
Roller Chain	1/4	2201	37	2202	47	1	65	95
	1/2	2203	37	2204	47	1	45	120
	1	2205	51	2206	61	2	23	60
Link Chain	1/4	2211	36	2212	46	1	65	95
	1/2	2215	36	2216	46	1	45	120
	1	2219	49	2220	59	2	23	60
<b>Spark Resistant Models</b>								
Link Chain	3/8	2241	36	2242	46	1	60	100
	3/4	2243	49	2244	59	2	29	52
<b>Lug Mount Trolleys</b>								
<b>Standard Models</b>								
Link Chain	1/4	2251	36	2252	46	1	65	95
	1/2	2255	36	2256	46	1	45	120
	1	2259	49	2260	59	2	23	60
<b>Spark Resistant Models</b>								
Link Chain	3/8	2281	36	2282	46	1	60	100
	3/4	2283	49	2284	59	2	29	52



1/4 and 1/2 ton

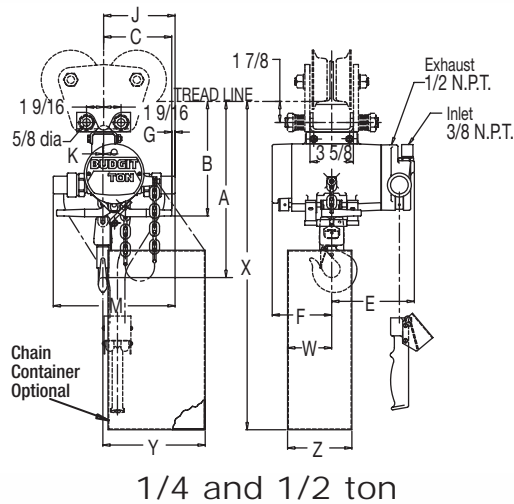


1 ton

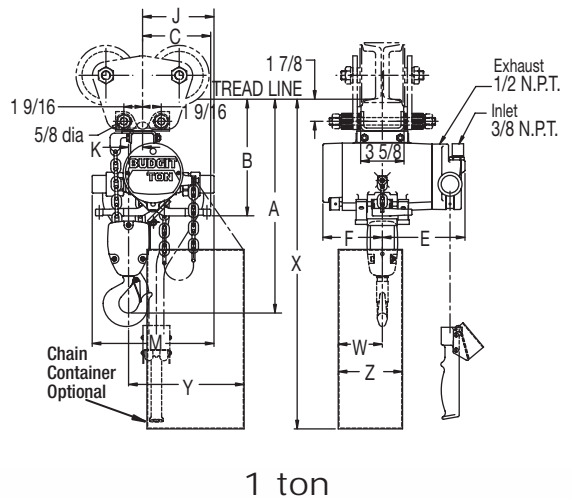
### Hook Suspension Specifications & Dimensions

Type	Capacity	Pull Cord Control Model #	Pendant Throttle Control Model #	A	B	C	E	F	J	M	W	X	Y	Z	
tons	tons			in	in	in	in	in	in	in	in	in	in	in	
<b>Standard Models</b>															
Roller Chain	1/4	2201	2202	15-1/4	10-1/4	4-3/4	7-1/16	5-1/16	6-15/16	10-3/16	3-5/8	30-1/8	8-9/16	5-1/4	
	1/2	2203	2204	15-1/4	10-1/4	4-3/4	7-1/16	5-1/16	6-15/16	10-3/16	3-5/8	30-1/8	8-9/16	5-1/4	
	1	2205	2206	18	10-1/4	5-3/4	7-1/16	5-1/16	6-15/16	10-3/16	3-5/8	30-1/8	9-11/16	5-1/4	
Link Chain	1/4	2211	2212	15-1/4	10-1/4	4-3/4	7-1/16	5-1/16	6-15/16	10-3/16	3-5/8	30-1/8	8-9/16	5-1/4	
	1/2	2215	2216	15-1/4	10-1/4	4-3/4	7-1/16	5-1/16	6-15/16	10-3/16	3-5/8	30-1/8	8-9/16	5-1/4	
	1	2219	2220	18	10-1/4	5-3/4	7-1/16	5-1/16	6-15/16	10-3/16	3-5/8	30-1/8	9-11/16	5-1/4	
<b>Spark Resistant Models</b>															
Link Chain	3/8	2241	2242	15-1/4	10-1/4	4-3/4	7-1/16	5-1/16	6-15/16	10-3/16	*	*	*	*	
	3/4	2243	2244	18	10-1/4	5-3/4	7-1/16	5-1/16	6-15/16	10-3/16	*	*	*	*	

\* Spark resistant chain container dimensions can be found in the Air Hoist Accessories section of this brochure



1/4 and 1/2 ton



1 ton

### Lug Suspension Specifications & Dimensions

Type	Capacity	Pull Cord Control Model #	Pendant Throttle Control Model #	A	B	C	E	F	G	J	K	M	W	X	Y	Z
tons	tons			in	in	in	in	in	in	in	in	in	in	in	in	in
<b>Standard Models</b>																
Link Chain	1/4	2251	2252	13-7/8	9-5/8	4-3/4	7-1/16	5-1/16	1-1/4	6	1/16	10-3/16	3-5/8	29-1/4	8-9/16	5-1/4
	1/2	2255	2256	13-7/8	9-5/8	4-3/4	7-1/16	5-1/16	1-1/4	6	1/16	10-3/16	3-5/8	29-1/4	8-9/16	5-1/4
	1	2259	2260	17	9-3/4	5-3/4	7-1/16	5-1/16	1/4	6	1-3/16	10-3/16	3-5/8	29-1/4	9-11/16	5-1/4
<b>Spark Resistant Models</b>																
Link Chain	3/8	2281	2282	13-7/8	9-5/8	4-3/4	7-1/16	5-1/16	1-1/4	6	1/16	10-3/16	*	*	*	*
	3/4	2283	2284	17	9-3/4	5-3/4	7-1/16	5-1/16	1/4	6	1-3/16	10-3/16	*	*	*	*

\* Spark resistant chain container dimensions can be found in the Air Hoist Accessories section of this brochure