



DOUBLE PANTOGRAPH LIFTS

Double pantograph lifts provide their operators with a high traveling, adjustable work platform. These units also utilize a minimum amount of floor space. This style of lift allows a standard platform size with higher travel. This family of lifts incorporates the Autoquip Standard of Quality that is respected worldwide. They bring the work to the worker and increase a workstation's productivity.



Double pantograph lifts include 8 popular sized models which can be used in a wide variety of lifting applications. 3,000 and 6,000 lb. capacities. 60" to 96" travel.

Internal mounted 5 hp power unit



Velocity fuse to prevent uncontrollable descent

Maintenance locks for easy accessibility to power unit and cylinder(s)




TYPICAL MARKETS

Distribution & Warehousing
OEM/Systems Integrator
Automotive & Transportation
Food & Drug

GENERAL APPLICATIONS

Palletizing & Depalletizing
Systems with Conventional Top
Ergonomic Positioning
Materials Lift



Authorized Sales & Service

J. HERBERT CORPORATION

Call 1-800-255-0588

407-846-0588 Fax: 846-1066

info@jherbertcorp.com

Visit us online:

www.jherbertcorp.com

888-811-9876 405/282-5200 fax: 405/282-8105 www.autoquip.com

KEY FEATURES


- Lubricated-for-life composite bearings on all pivot points
- Solid steel legs
- Turned, ground, polished and hard-chromed axle pins
- Double-wire braided hydraulic hoses
- Velocity fuses on cylinders
- Maintenance (safety) locks in base frame
- Internally mounted power unit
- Built and designed in accordance with ANSI MH29.1
- Factory tested to 110% of capacity

BENEFITS

- Maintenance-free bearings, no greasing
- Minimal platform deflection
- Extended bearing life
- Extended hose life for added safety
- High efficiency motor provides faster raising times
- Easy servicing of hydraulic valve components
- Easy access to hydraulic/electrical components for servicing
- Controlled descent in case of severed hose — Safety first!

POWER SUPPLY The 5 hp "DP" lift motor and the 1.5 hp "Q" lift motor are internally mounted.

CUSTOM DESIGNS A number of "customized" engineering plans are already on file for the DP Series. Additionally, Autoquip offers computerized engineering services for development of "one-of-a-kind" double pantograph applications.



DOUBLE PANTOGRAPH LIFT

"DP" LIFT SPECIFICATIONS: 60" to 96" Travel; Capacities — 3,000 and 6,000 lbs.

Travel (Inches)	Capacity (Max. lbs.)	Base & Std. Min. Platform (Inches)	Std. Max. Platform (Inches)	Lowered Height (Inches)	Raised Height (Inches)	Max. End Load (lbs.)	Max. Side Load (lbs.)	Speed Sec-FPM	Shipping Weight (lbs.)	Model
60	3000	36x60	48x84	14-3/4	74-3/4	3000	2000	25-12	1500	60DP30
60	6000	36x60	48x84	14-3/4	74-3/4	4500	2000	25-12	1500	60DP60
72	3000	36x60	48x84	14-3/4	86-3/4	3000	2000	30-12	1500	72DP30
72	6000	36x60	48x84	14-3/4	86-3/4	4500	2000	30-12	1500	72DP60
84	3000	48x72	60x96	15-3/4	99-3/4	3000	2000	42-10	2000	84DP30
84	6000	48x72	60x96	15-3/4	99-3/4	4500	2000	42-10	2000	84DP60
96	3000	48x72	60x96	15-3/4	111-3/4	3000	2000	48-10	2000	96DP30
96	6000	48x72	60x96	15-3/4	111-3/4	4500	2000	48-10	2000	96DP60

"Q" LIFT SPECIFICATIONS: 54" to 74" Travel; Capacities — 1,000 to 5,000 lbs. — Low Profile

Travel (Inches)	Capacity (Max. lbs.)	Base & Std. Min. Platform (Inches)	Std. Max. Platform (Inches)	Lowered Height (Inches)	Raised Height (Inches)	Max. End Load (lbs.)	Max. Side Load (lbs.)	Speed Sec-FPM	Shipping Weight (lbs.)	Model
54	1500	30x42	48x72	7	61	1500	1500	16	935	54Q15
	3500	30x42	48x66	7	61	2000	2000	31	1000	54Q35
	5000	36x42	48x60	7	61	2500	2500	44	1100	54Q50
62	1500	30x50	48x78	10-3/4	72-3/4	1500	1500	16	1000	62QS15
	3000	30x50	48x72	10-3/4	72-3/4	2000	2000	31	1075	62QS30
	5000	36x50	48x66	10-3/4	72-3/4	2500	2500	44	1190	62QS50
65	1200	30x50	48x78	7	72	1200	1200	16	1000	65Q12
	2500	30x50	48x78	7	72	1500	1500	31	1075	65Q25
	4000	36x50	48x72	7	72	2000	2000	44	1190	65Q40
74	1000	30x50	48x84	7	81	1000	1000	16	1050	74Q10
	2000	30x50	48x78	7	81	1500	1500	31	1125	74Q20
	3500	36x50	48x72	7	81	2000	2000	44	1240	74Q35