

SPREADER BEAMS

Custom Designed Material Handling Solutions



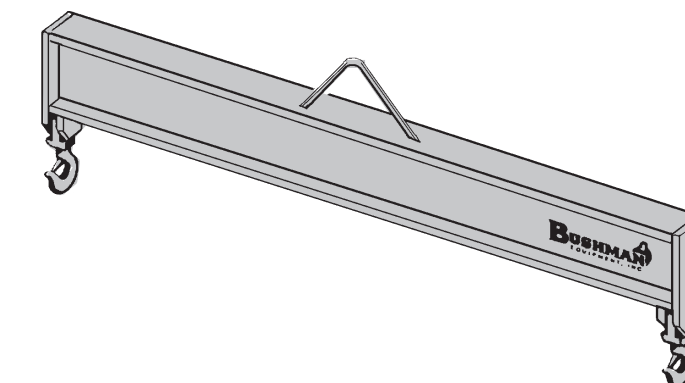
Bushman Equipment manufactures a wide variety of spreader beams designed to match the customer's material handling requirements. Each beam is engineered to permit ease of use, safety and durability.

This technical data sheet is designed to assist in selecting the spreader beam best suited for each application. It describes five basic model types and illustrates a few of the infinite design configurations which are available. After reviewing this information please consult our sales/engineering staff for additional assistance and quotations.

**ALL BUSHMAN SPREADER BEAMS ARE DESIGNED AND MANUFACTURED IN ACCORDANCE WITH ASME-ANSI STANDARD B30.20.**

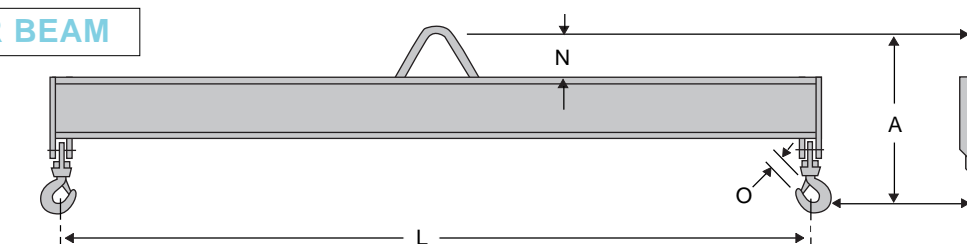
Five basic models are available with a great variety of optional features:

- 439** - A basic spreader beam with safety swivel hooks for use with slings or chains.
- 420** - An adjustable beam. The position of hooks is adjustable to accommodate different load lengths.



- 413** - A spreader beam with formed hooks for use with slings.
- 415** - A spreader beam with plate hooks to engage a shaft or mandrel, used primarily for handling paper rolls.
- 490** - A chlorine cylinder grab.

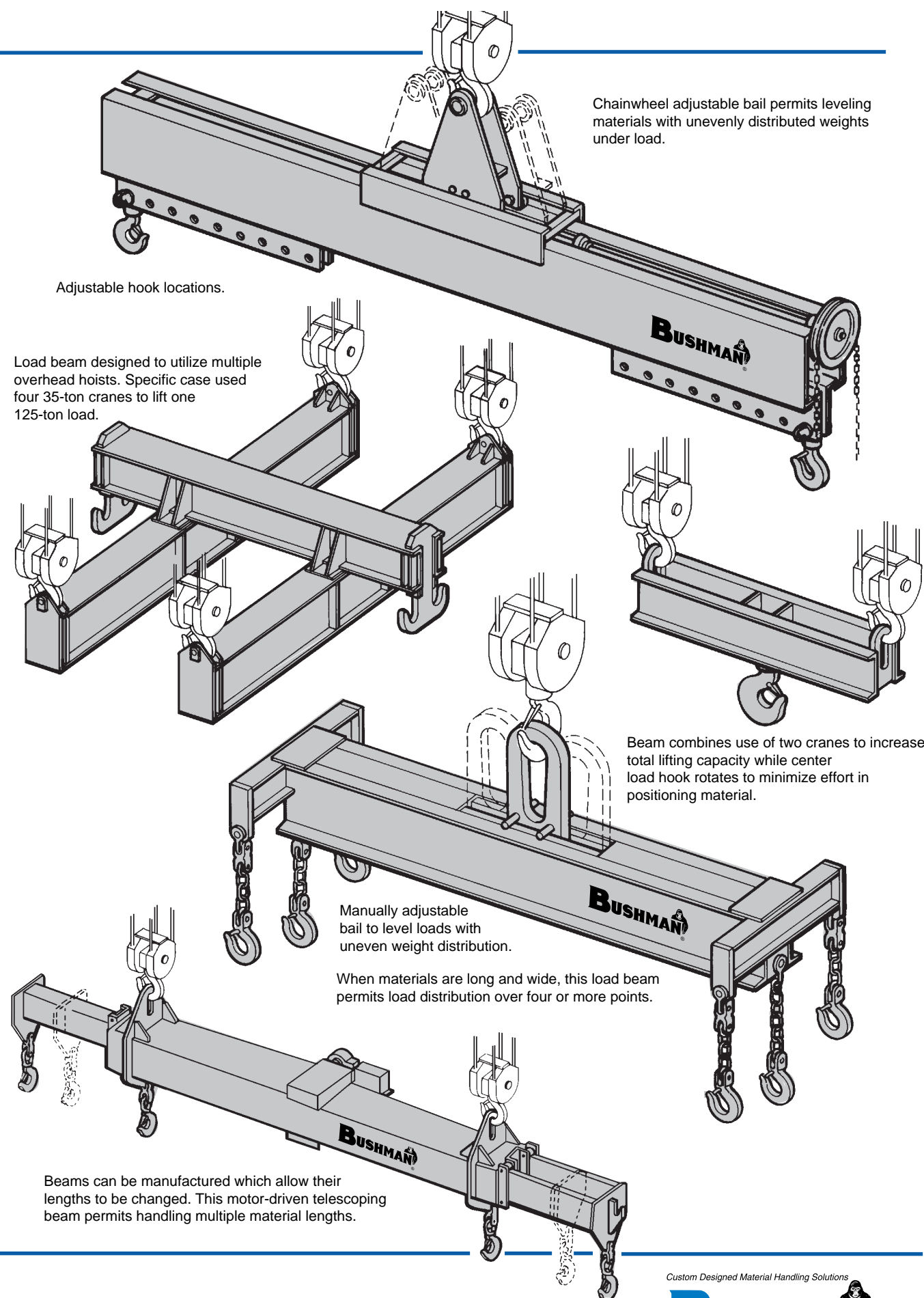
MODEL 439 SPREADER BEAM



The most popular and basic spreader, it features fixed position swivel hooks mounted at the ends of the lifting beam. The dimensions shown are for standard units, which include a single pick-up point and two hooks with safety latches. An endless variety of options are available, including low headroom design, multiple hook locations, special capacities and lengths, and others. Please consult with our sales staff for your particular requirements.

\* Consult Factory

CAP. TONS		"L" DIMENSION — FEET							N	NECK SIZE	
		6	8	10	12	16	20	24		O	TONS
1	A	15	16	16	17	17	18	18	4	1	1 1/2
	WGT	90	135	165	235	300	435	530			
2	A	16	17	18	18	19	20	21	4	1	1 1/2
	WGT	105	165	240	280	420	590	780			
3	A	20	20	21	22	23	25	25	6	1	1 1/2
	WGT	155	195	275	420	550	890	1060			
5	A	23	24	25	27	27	30	30	6	1 11/32	3
	WGT	230	280	390	590	770	1500	1790			
7.5	A	28	30	30	33	33	36	36	8	1 11/32	4 1/2
	WGT	275	450	530	975	1250	1540	2250			
10	A	31	31	34	34	34	37	37	8	1 11/16	5
	WGT	380	485	855	990	1270	1960	2300			
12.5	A	33	36	36	36	39	39	39	9	2 1/16	7 1/2
	WGT	390	710	865	1000	1660	2580	3100			
15	A	36	36	36	39	39	39	*	9	2 1/16	7 1/2
	WGT	590	730	880	1290	1700	2660	*			
20	A	38	38	41	41	41	*	*	10	2 1/16	11
	WGT	630	775	1150	1345	2170	*	*			



Chainwheel adjustable bail permits leveling materials with unevenly distributed weights under load.

Adjustable hook locations.

Load beam designed to utilize multiple overhead hoists. Specific case used four 35-ton cranes to lift one 125-ton load.

Beam combines use of two cranes to increase total lifting capacity while center load hook rotates to minimize effort in positioning material.

Manually adjustable bail to level loads with uneven weight distribution.

When materials are long and wide, this load beam permits load distribution over four or more points.

Beams can be manufactured which allow their lengths to be changed. This motor-driven telescoping beam permits handling multiple material lengths.

Custom Designed Material Handling Solutions



P.O. Box 309 • Butler, WI 53007-0309  
262-790-4200 • Fax 262-790-4202  
E-Mail: custinfo@bushman.com • www.bushman.com

© 1998 Bushman Equipment, Inc.



Custom Designed Material Handling Solutions



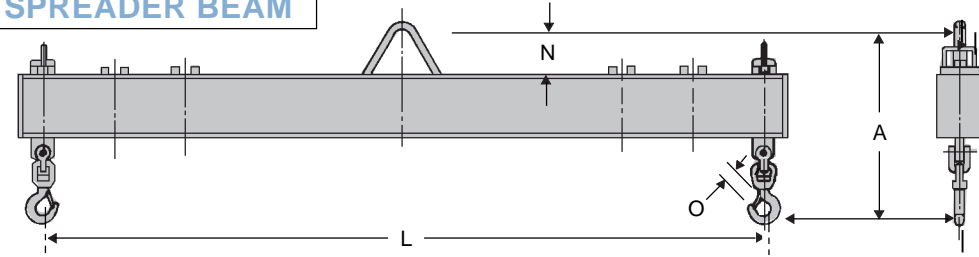
P.O. Box 309 • Butler, WI 53007-0309  
262-790-4200 • Fax 262-790-4202  
E-Mail: custinfo@bushman.com • www.bushman.com

Custom Designed Material Handling Solutions



P.O. Box 309 • Butler, WI 53007-0309  
262-790-4200 • Fax 262-790-4202  
E-Mail: custinfo@bushman.com • www.bushman.com

### MODEL 420 SPREADER BEAM

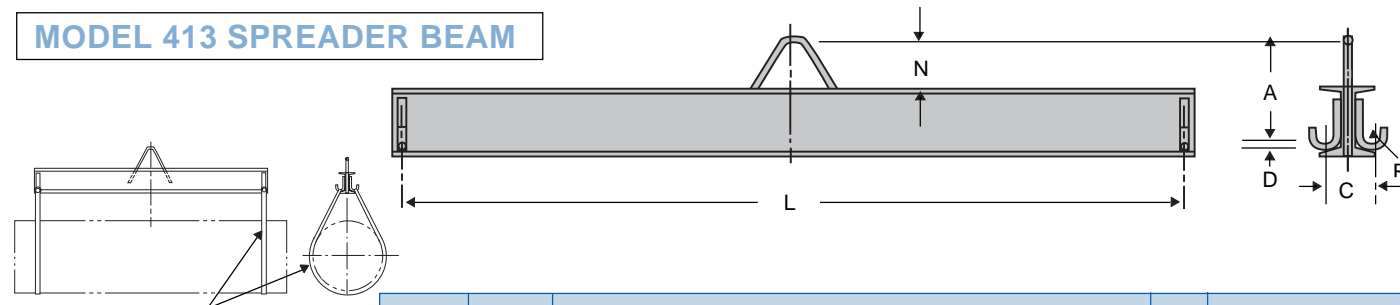


This beam permits adjustment of the load bearing hooks to multiple locations. This is easily accomplished by lifting the hook support assembly and sliding it to the next location point. The standard beam includes three lifting centers. For variations in capacities, lengths, or other special requirements, please consult our factory sales staff.

CAP. TONS		"L" DIMENSION — FEET							N	NECK SIZE	
		6	8	10	12	16	20	24		O	TONS
1	A	16	17	17	17	18	19	19	4	1	1 1/2
	WGT	85	135	165	200	305	460	550			
2	A	17	18	19	19	20	21	22	4	1	1 1/2
	WGT	110	165	245	285	435	605	820			
3	A	19	19	20	21	22	24	24	6	1	1 1/2
	WGT	170	210	295	390	575	935	1020			
5	A	26	27	28	30	30	33	33	6	1 1/2	3
	WGT	225	310	420	625	710	1520	1675			
7.5	A	33	35	35	38	38	38	41	8	1 1/2	4 1/2
	WGT	320	470	580	995	1300	1590	2310			
10	A	36	36	39	39	39	42	42	8	1 1/2	5
	WGT	390	480	865	1000	1320	1960	2320			
12.5	A	37	40	40	40	43	43	43	9	2 1/16	7 1/2
	WGT	440	755	920	1055	1670	2040	3160			
15	A	42	42	42	45	45	45	*	9	2 1/16	7 1/2
	WGT	670	810	1000	1380	1770	2800	*			
20	A	44	44	47	47	47	*	*	10	2 1/16	11
	WGT	710	850	1265	1435	2420	*	*			

\* Consult Factory

### MODEL 413 SPREADER BEAM



NYLON SLING (Not included)

This beam is designed primarily to be used in conjunction with slings. The beam is equipped with formed round stock "J"-hooks at fixed locations. The formed hooks minimize the potential for damage to the sling assemblies. Multiple sling location points are the most common option selected by users of this beam. For other options or configurations not shown on the chart at right, please consult the factory.

\* Consult Factory

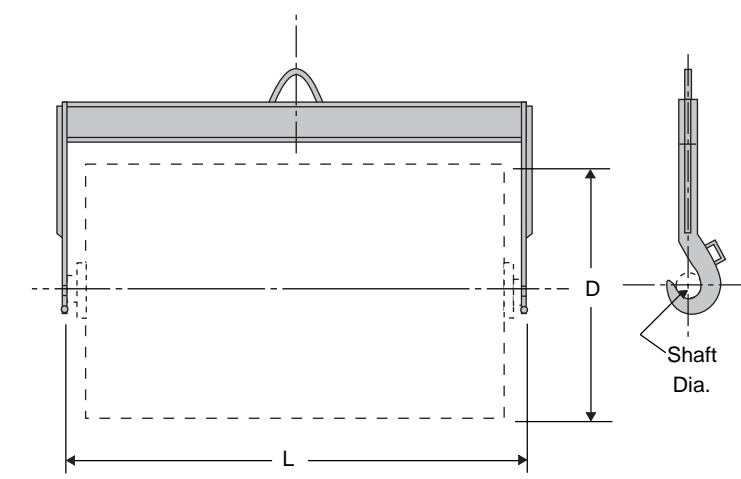
CAP. TONS		"L" DIMENSION - FEET							N	NECK SIZE		
		6	8	10	12	16	20	24		D	R	C
1	A	8	9	9	9	10	11	11	4	1/2	1	4 1/4
	WGT	75	125	150	180	285	425	510				
2	A	8	9	10	10	11	12	13	4	3/4	1 1/2	5 3/4
	WGT	100	155	225	265	415	580	785				
3	A	12	12	13	14	15	17	17	6	3/4	1 1/2	6
	WGT	155	195	275	370	550	900	1080				
5	A	13	14	15	17	17	17	17	6	3/4	1 1/2	6 1/4
	WGT	210	265	370	570	740	1465	1740				
7.5	A	17	19	19	22	22	22	25	8	1	1 1/2	7
	WGT	260	415	505	930	1220	1490	2210				
10	A	19	19	22	22	22	25	25	8	1	1 1/2	7
	WGT	335	420	780	945	1250	1865	2240				
12.5	A	20	23	23	23	26	26	26	9	1 1/4	2	8 3/4
	WGT	355	680	820	955	1550	2520	3005				
15	A	23	23	23	26	26	26	*	9	1 1/4	2	8 3/4
	WGT	540	690	830	1195	1570	2540	*				
20	A	24	24	27	27	27	*	*	9	1 1/4	2	8 3/4
	WGT	560	700	1060	1240	2140	*	*				

### MODEL 415 SPREADER BEAM

This model features fixed or pivoting plate style "J"-hooks. Used primarily for handling paper or cloth rolls, the hooks are designed to engage the shaft or mandrel which extends from the roll.

Due to the variety of roll diameters, shaft configurations and lengths, please complete the following required information before contacting factory so that we can provide a more accurate quote.

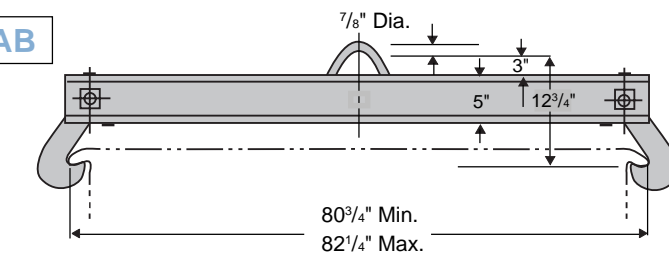
"L" Center-to-Center of "J"-hooks \_\_\_\_\_  
 "D" Max. Roll Diameter \_\_\_\_\_  
 Shaft Diameter \_\_\_\_\_  
 Maximum Weight \_\_\_\_\_



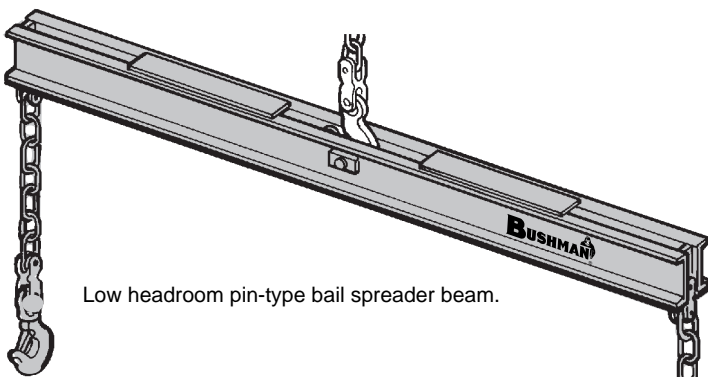
### MODEL 490 CHLORINE CYLINDER GRAB

Designed for fast, efficient handling of standard chlorine cylinders (80-3/4" to 82-1/4" long per Chlorine Institute). Maximum capacity is two tons (4,000 lb.).

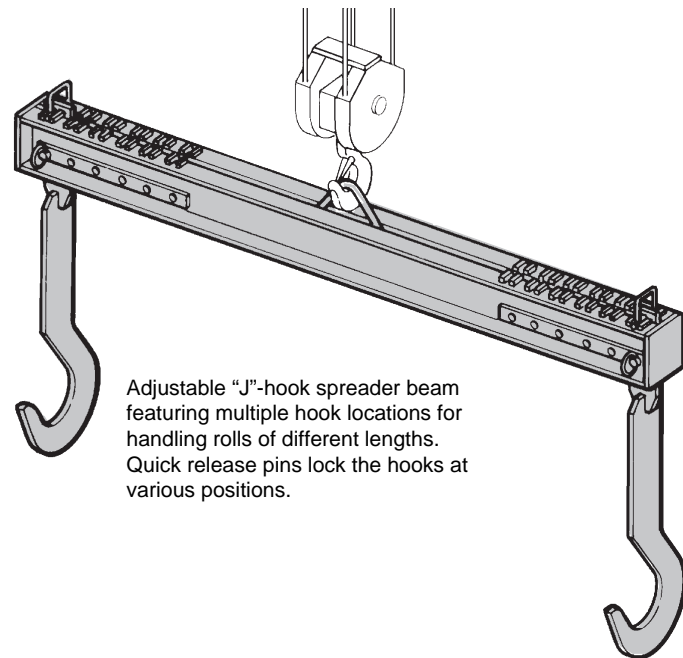
The standard unit is available from stock with Bushman orange paint. **Options Available:** A. Low head room bail. B. Special paints or coating.



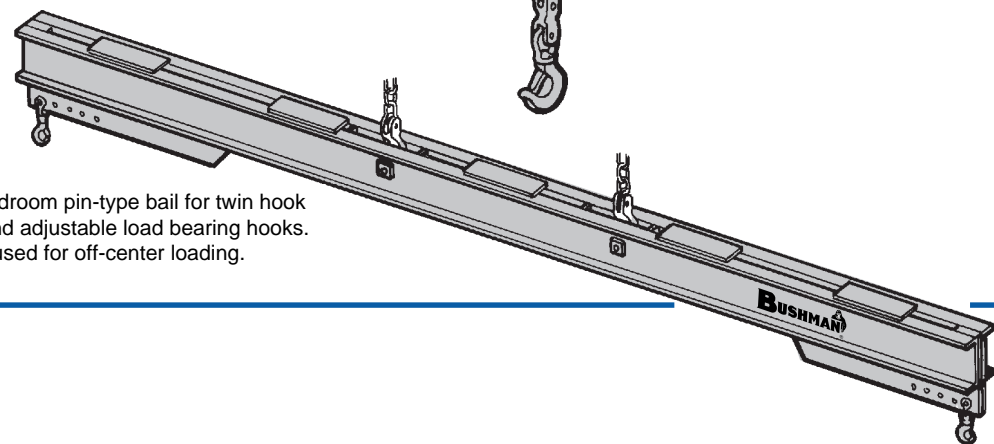
### CUSTOM DESIGNED BEAMS



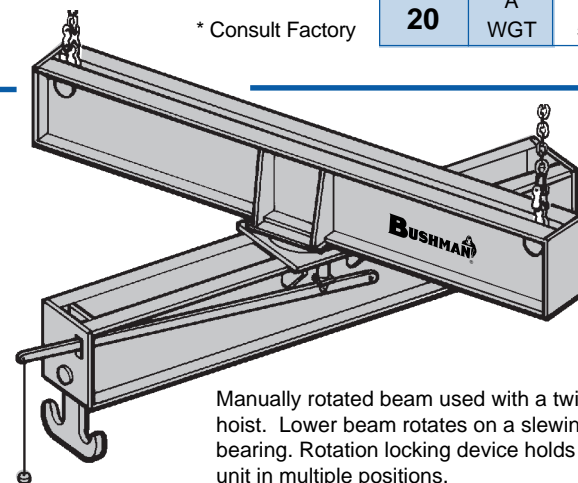
Low headroom pin-type bail spreader beam.



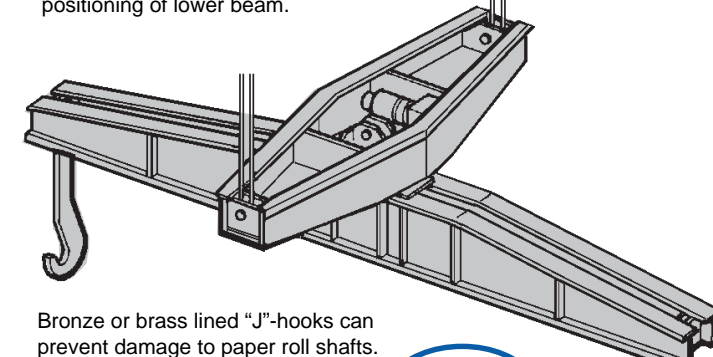
Adjustable "J"-hook spreader beam featuring multiple hook locations for handling rolls of different lengths. Quick release pins lock the hooks at various positions.



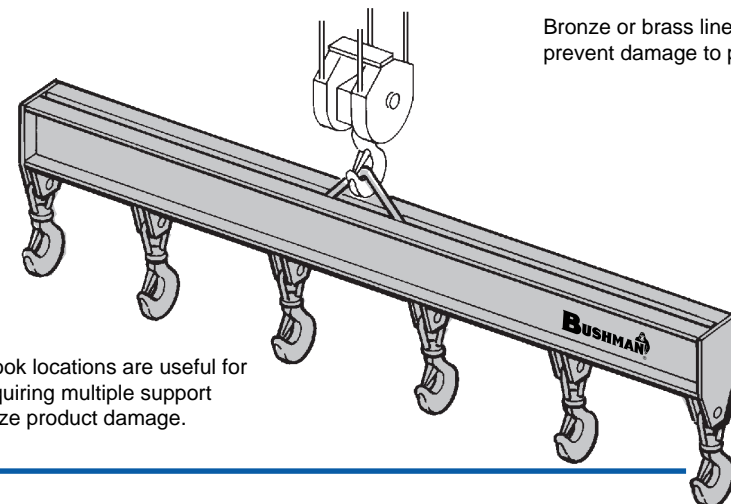
Low headroom pin-type bail for twin hook hoists and adjustable load bearing hooks. Can be used for off-center loading.



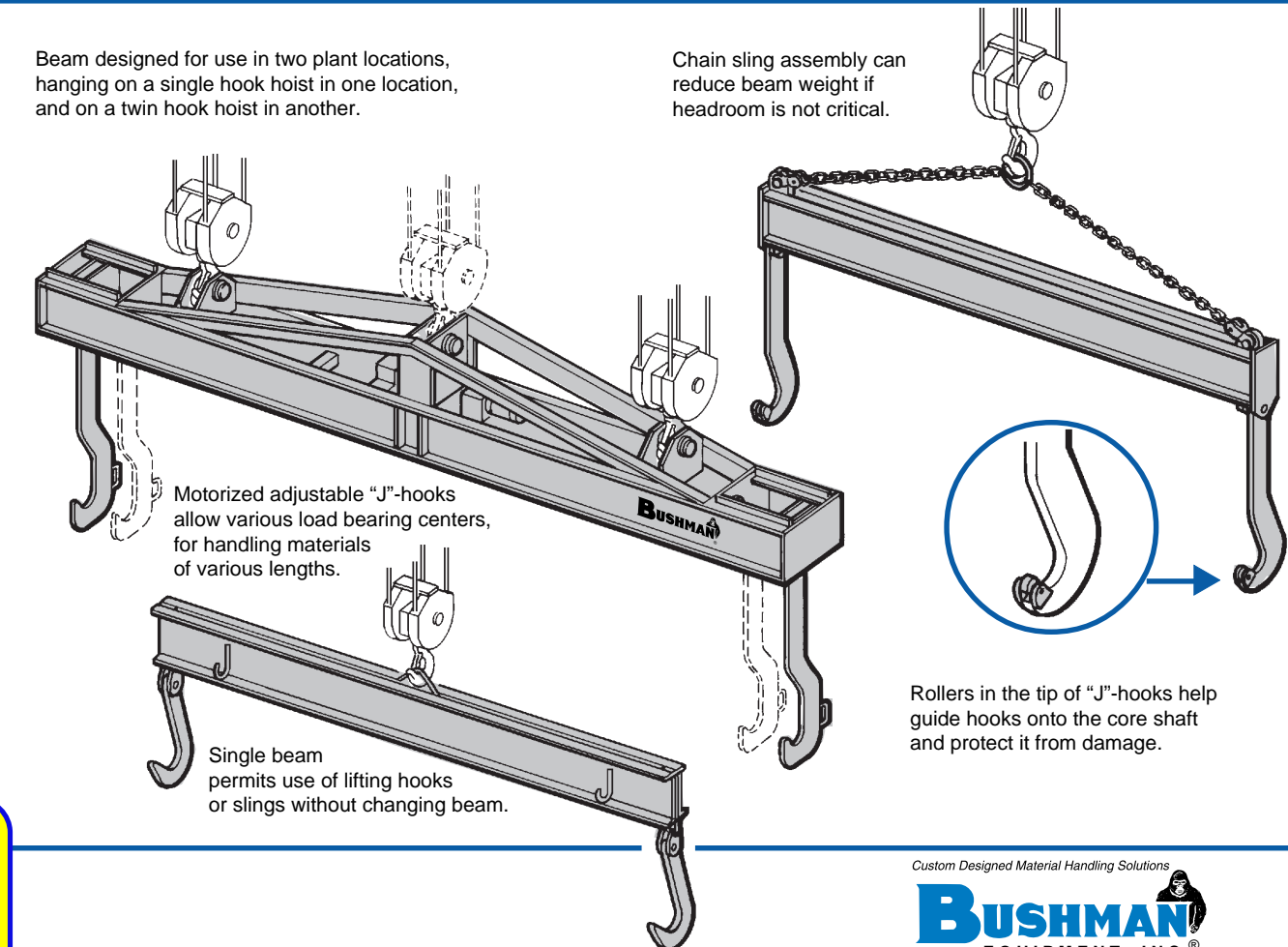
Motorized rotation designed into a lifting beam with a twin hook pick up provides precision control and positioning of lower beam.



Bronze or brass lined "J"-hooks can prevent damage to paper roll shafts.



Multiple fixed hook locations are useful for longer loads requiring multiple support points to minimize product damage.



Beam designed for use in two plant locations, hanging on a single hook hoist in one location, and on a twin hook hoist in another.

Chain sling assembly can reduce beam weight if headroom is not critical.

Motorized adjustable "J"-hooks allow various load bearing centers, for handling materials of various lengths.

Single beam permits use of lifting hooks or slings without changing beam.

Rollers in the tip of "J"-hooks help guide hooks onto the core shaft and protect it from damage.

ALL BUSHMAN SPREADER BEAMS ARE DESIGNED AND MANUFACTURED IN ACCORDANCE WITH ASME-ANSI STANDARD B30.20.

Authorized Sales & Service  
**J. HERBERT CORPORATION**  
 Call 1-800-255-0588  
 407-846-0588 Fax: 846-1066  
 info@jherbertcorp.com  
 Visit us online:  
 www.jherbertcorp.com

Custom Designed Material Handling Solutions  
**BUSHMAN**  
 EQUIPMENT, INC.  
 P.O. Box 309 • Butler, WI 53007-0309  
 262-790-4200 • Fax 262-790-4202  
 E-Mail: custinfo@bushman.com • www.bushman.com